

/ Perfect Welding / Solar Energy / Perfect Charging



SHIFTING THE LIMITS

SADDLE WELDER FTW 24-120 PRO

- / MIG-MAG
- / Saddle welding for tube to tube connections
- / Tube inside diameter 24 - 120 mm (0.9 – 4.7 in)



/ Where quality, time savings and reproducibility are in the foreground, the FTW 24-120 PRO saddle welder shows his strengths clearly. For example in power plant construction, where precise welding of stable tube joints on collector pipes is required.

Innovations like the pneumatic clamping system or the hanging device simplify the operators work considerably and additionally they decrease the time effort. Perfect welding results are guaranteed by the optimal combination of customized contour discs, robust support rings, a precise internal clamping system and a concisely adjustable torch adjustment.

- / **COMPACT AND ERGONOMIC DESIGN**
- / **HIGHEST QUALITY**
- / **INCREASED PRODUCTIVITY**
- / **HIGHER REPRODUCIBILITY**
- / **TIME SAVINGS DUE TO FAST AND EASY POSITIONING**
- / **EASY OPERATION**

.....
/ Watch the video on
our YouTube channel.



WELDING HEAD FTW 24-120 PRO



FEATURES

- / Pneumatic clamping system
- / Different mandrels and clamping jaws for different tube inside diameters
- / Adjusting units for precise torch positioning
- / Special water cooled torch with multilock system
- / Hanging device (optional)
- / Comfortable handle for quick-starting of welding programs
- / Support rings
- / Customized contour disc (optional)

CLAMPING / POSITIONING

/ The pneumatic clamping process is simply activated by a slide switch.



MULTILOCK TORCH

/ Special water-cooled torch with multilock for rapid changing/adjusting of torch elbow (angle available in 20°/30°).



CLAMPING SYSTEM

/ Different mandrels / clamping jaws / support rings with comfortable carrying case. Clamping via pneumatic.




I-KIT HANGING DEVICE (OPTIONAL)

*/ For vertical welding position.
/ Port for balancer weight relief especially for welding position PB, mandrel in a vertical position.
/ Handle with start button can be integrated.*




I-KIT SADDLE CURVE

*/ Including port for contour disc.
/ Customized contour disc.*



I-KIT TORCH ADJUSTMENT

*/ Manual torch adjustment
H = 80 mm (3.15 in) / S = 60 mm (2.36 in), torch holder Ø = 44.2 mm (1.74 in).
/ For torch body Multilock ML AW332 20° bzw 30°.
/ Factory installation.*



CONTROL UNIT FCU/FTW WITH REMOTE CONTROL FRC-40/FTW



FEATURES

- / Robust housing
- / Graphical user interface
- / Touch-display
- / Multifunctional wheel
- / Changeable protective sheets
- / Parameters program- and storable
- / Different languages
- / Job-switching (optional)



HANDLE

/ Ergonomic handle for quick-starting of welding programs. Removable for using without hanging device.



TOUCH-DISPLAY

/ Comfortable operation via touch-display.



MULTIFUNCTIONAL WHEEL

/ Multifunction wheel for selecting and altering parameters – even while the welding procedure is running.



MANDRELS

/ Three mandrels cover tube inside diameters from 30 to 120 mm (1.2 - 4.7 in) - other tube diameters on request.



Ø 70 - 120 mm
(2.8 - 4.7 in)

Ø 40 - 80 mm
(1.6 - 3.1 in)

Ø 30 - 54 mm
(1.2 - 2.1 in)



CLAMPING JAWS

/ Each mandrel supports different clamping jaws for different tube inside diameters.



SUPPORT RINGS

/ Support rings for different tube diameters.

TECHNICAL DATA

FTW 24-120 PRO (WELDING HEAD)

Tube inside diameter	30 - 120 mm (1.2 - 4.7 in)
Welding process	MIG/MAG
Rotary speed	0 - 10 rpm
Welding position	PB
Weight (without mandrel / torch / hanging device)	9 kg (19.8 lb)

DIMENSIONS

A	957 mm (37.7 in)
B	834 mm (32.8 in)
C	330 mm (13.0 in)
D	405 mm (15.9 in)

MULTILOCK TORCH/FTW

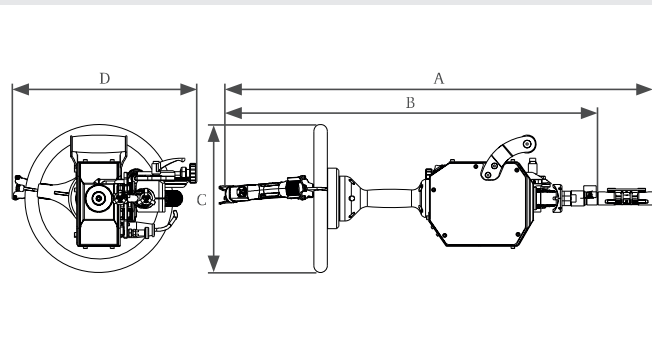
Welding current DC 60%/100%	250 A/200 A
Wire diameter	0.8 - 1.2 mm (0.031 - 0.047 in)
Elbow (customer specific angle on request)	20°/30°
Hose package length	2,5/3,5/4,5 m (98.4/137.8/177.2 in)

FCU/FTW (CONTROL UNIT)

Operating pressure	6 bar
Mains voltage, 50 - 60 Hz	230 V
Power consumption	300 VA
Control voltage	36 V DC
Mains cable with plug	5 m (197 in)
Control line for FTW	3 m (118 in)
Control line for power source	3 m (118 in)
Weight	9,7 kg (21.4 lb)

FRC-40/FTW (REMOTE CONTROL)

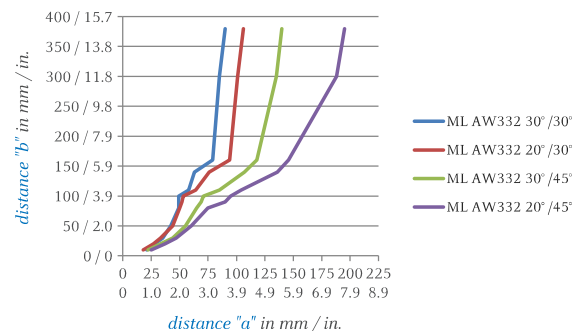
Dimension	275 x 195 x 85 mm (10.8 x 7.7 x 3.3 in)
Weight	2,45 kg (5.4 lb)



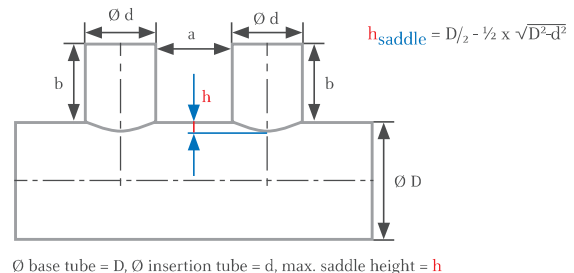
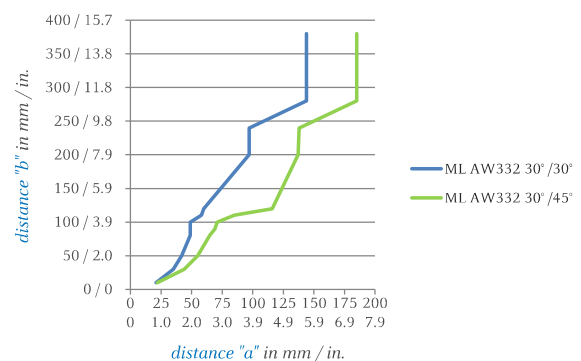
APPLICATION

/ Tubes are welded at a 90° angle by fillet weld (PB-position) into other pipes.

DISTANCE SIDE TO HEIGHT / TORCH ADJUSTMENT ROTARY ARM



DISTANCE SIDE TO HEIGHT / LINEAR SLIDE X/Y



Ø base tube = D, Ø insertion tube = d, max. saddle height = h

/ Perfect Welding / Solar Energy / Perfect Charging

WE HAVE THREE DIVISIONS AND ONE PASSION: SHIFTING THE LIMITS OF POSSIBILITY.

/ Whether welding technology, photovoltaics or battery charging technology – our goal is clearly defined: to be the innovation leader. With around 3,300 employees worldwide, we shift the limits of what's possible - our record of over 900 granted patents is testimony to this. While others progress step by step, we innovate in leaps and bounds. Just as we've always done. The responsible use of our resources forms the basis of our corporate policy.

Further information about all Fronius products and our global sales partners and representatives can be found at www.fronius.com

v05 May 2015 EN



تجهیز صنعت هزاره (ام.آی.پی)
TAJHIZ SANAT HEZAREH
(MIP Ltd.)

تهران، خیابان شهید بهشتی، خیابان سرافراز (دریای نور)
کوچه حق پرست، پلاک ۶، واحد ۱۰
Unit 10, No 6, Hagh parast Alley, Sarafraz St.
Shahid Beheshti Ave., Tehran, Iran
Tel: +98(0)21 88 54 14 56
Telefax: +98(0)21 88 54 14 57
Email: info@mip.ir

Fronius UK Limited
Maidstone Road, Kingston
Milton Keynes, MK10 0BD
United Kingdom
Telephone +44 1908 512 300
Fax +44 1908 512 329
info-uk@fronius.com
www.fronius.co.uk

Fronius International GmbH
Froniusplatz 1
4600 Wels
Austria
Telephone +43 7242 241-0
Fax +43 7242 241-953940
sales@fronius.com
www.fronius.com